












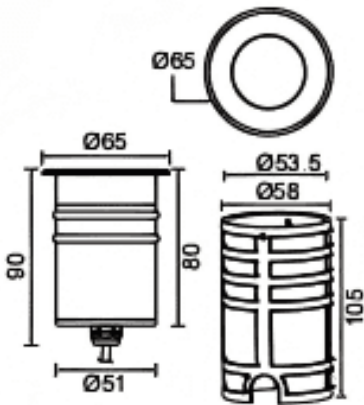
DRIVE ON R

|              |   |
|--------------|---|
| Item code    | 86.OI09.1341.07   |
| Product type | Outdoor   |
| Category     | Recessed Inground Floor   |
| Family       | DRIVE ON  |
| Subfamily    | DRIVE ON R  |
| Pictograms   |  50 Hz 220 V 240 V  850°  IK 10<br> CRI 80  SDCM 3   Driver INCL  50000h L80B10  IP 67 |

Dimensions

Product dimensions (mm) Ø65mmx90mm

Scheme



|                            |               |
|----------------------------|---------------|
| Product                    |               |
| Real power (W)             | 6.5           |
| Real luminous flux (Lm)    | 454           |
| Luminous efficiency (Lm/W) | 69.84         |
| Beam angle (°)             | 55            |
| Life time (h)              | 50000h L80B10 |
| IP                         | 67            |
| Control gear               | ON-OFF        |
| Colour temperature (K)     | 3000          |
| Colour consistency (SDCM)  | SDCM3         |
| CRI                        | 80            |
| IK                         | IK10          |